

BURDETT

Dimensions

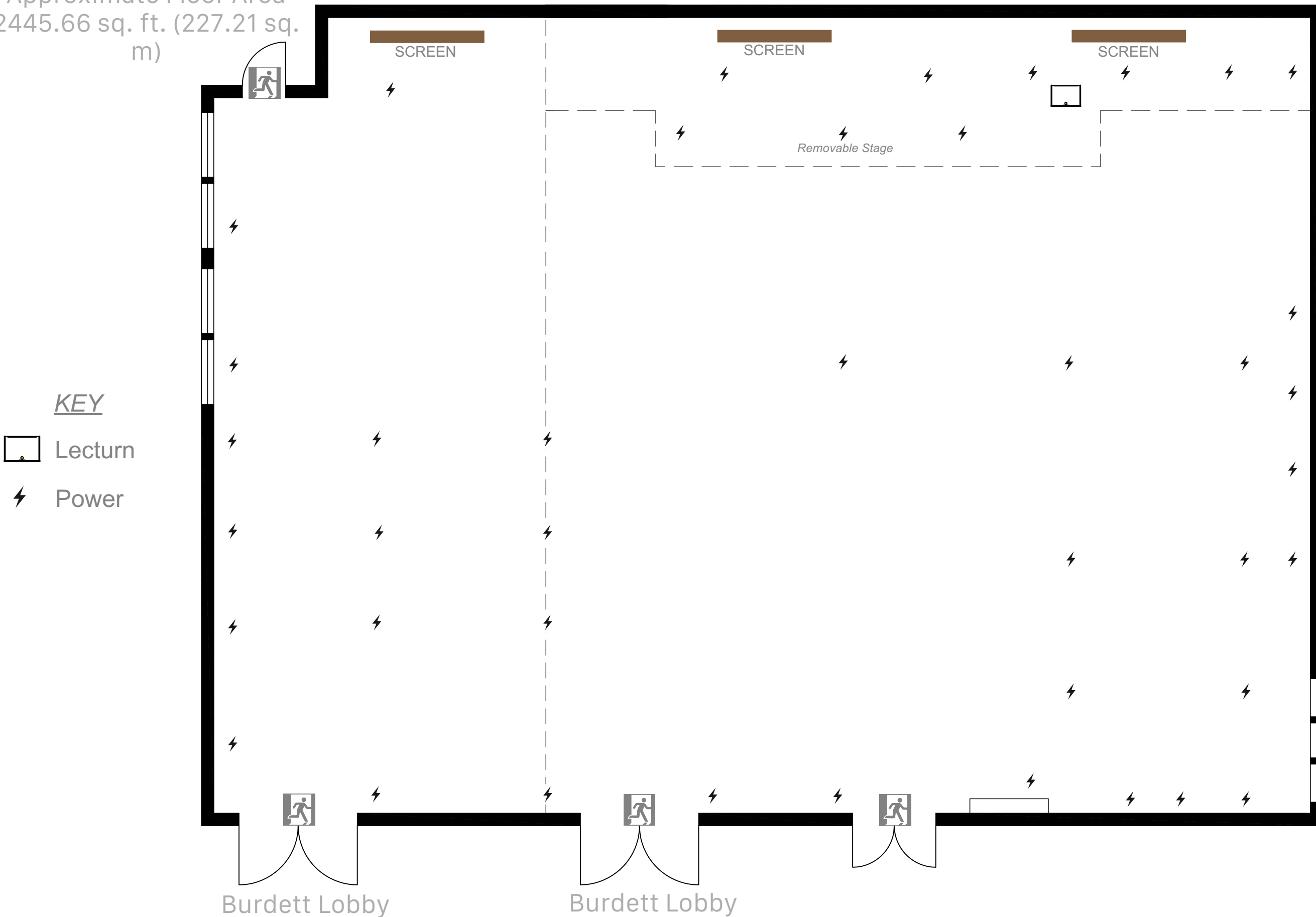
58'4" x 42'3 (17.80m x 12.90m)

Approximate Floor Area



2445.66 sq. ft. (227.21 sq. m)



CAVENDISH SQUARE



KEY

-  Lecturn
-  Power

Whilst every attempt has been made to ensure the accuracy of the floor plan contained here, measurements of doors, windows, rooms and any other items are approximate and no responsibility is taken for any error, omission, or mis-statement. This plan is for illustrative purposes only and should be used as such by any prospective purchaser or tenant. The services, systems and appliances shown have not been tested and no guarantee as to their operability or efficiency can be given.

BURDETT

Dimensions

58'4" x 42'3 (17.80m x 12.90m)

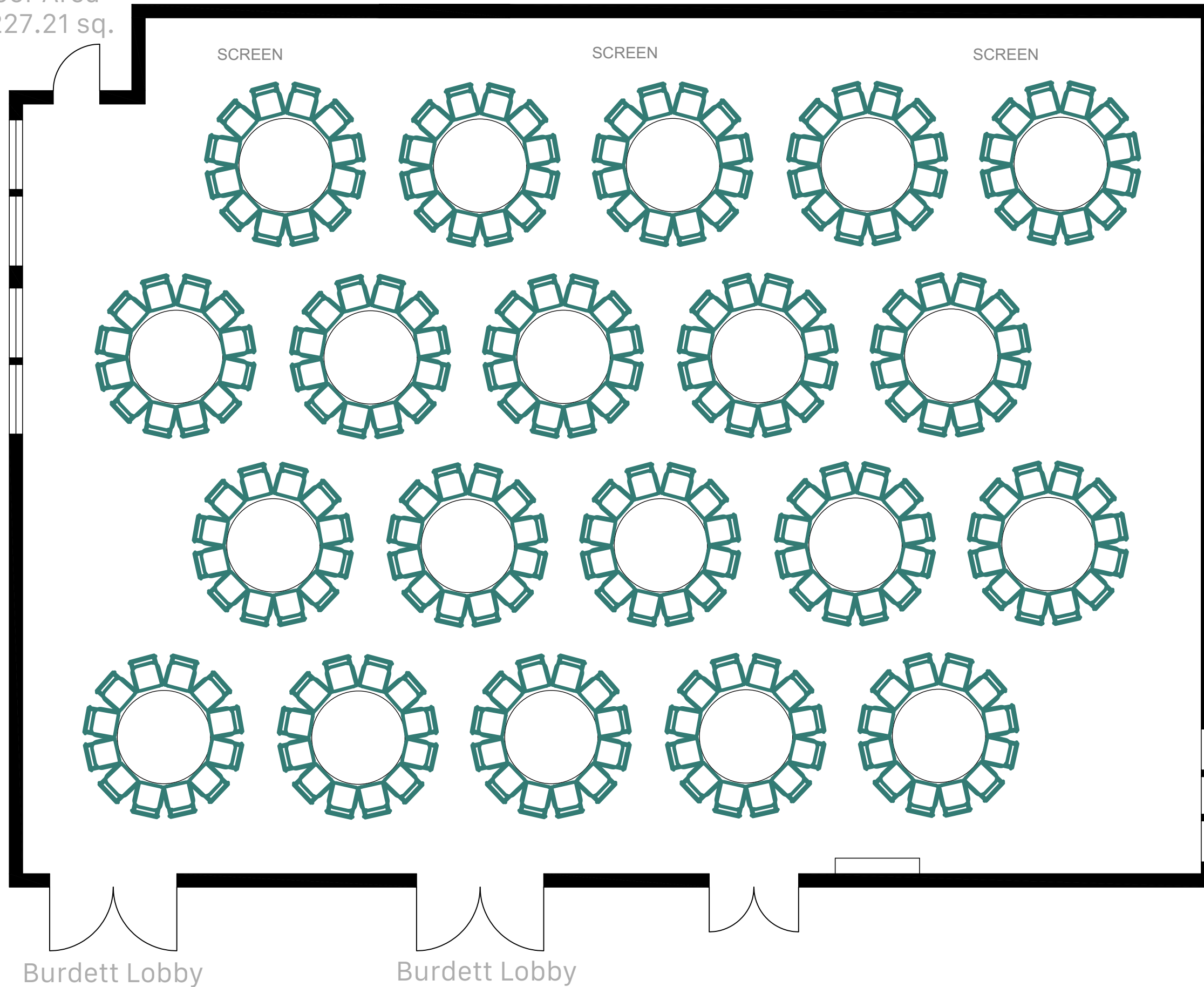
Approximate Floor Area

2445.66 sq. ft. (227.21 sq. m)



CAVENDISH SQUARE

Dinner
Capacity - 240



Whilst every attempt has been made to ensure the accuracy of the floor plan contained here, measurements of doors, windows, rooms and any other items are approximate and no responsibility is taken for any error, omission, or mis-statement. This plan is for illustrative purposes only and should be used as such by any prospective purchaser or tenant. The services, systems and appliances shown have not been tested and no guarantee as to their operability or efficiency can be given.

BURDETT

Dimensions

58'4" x 42'3 (17.80m x 12.90m)

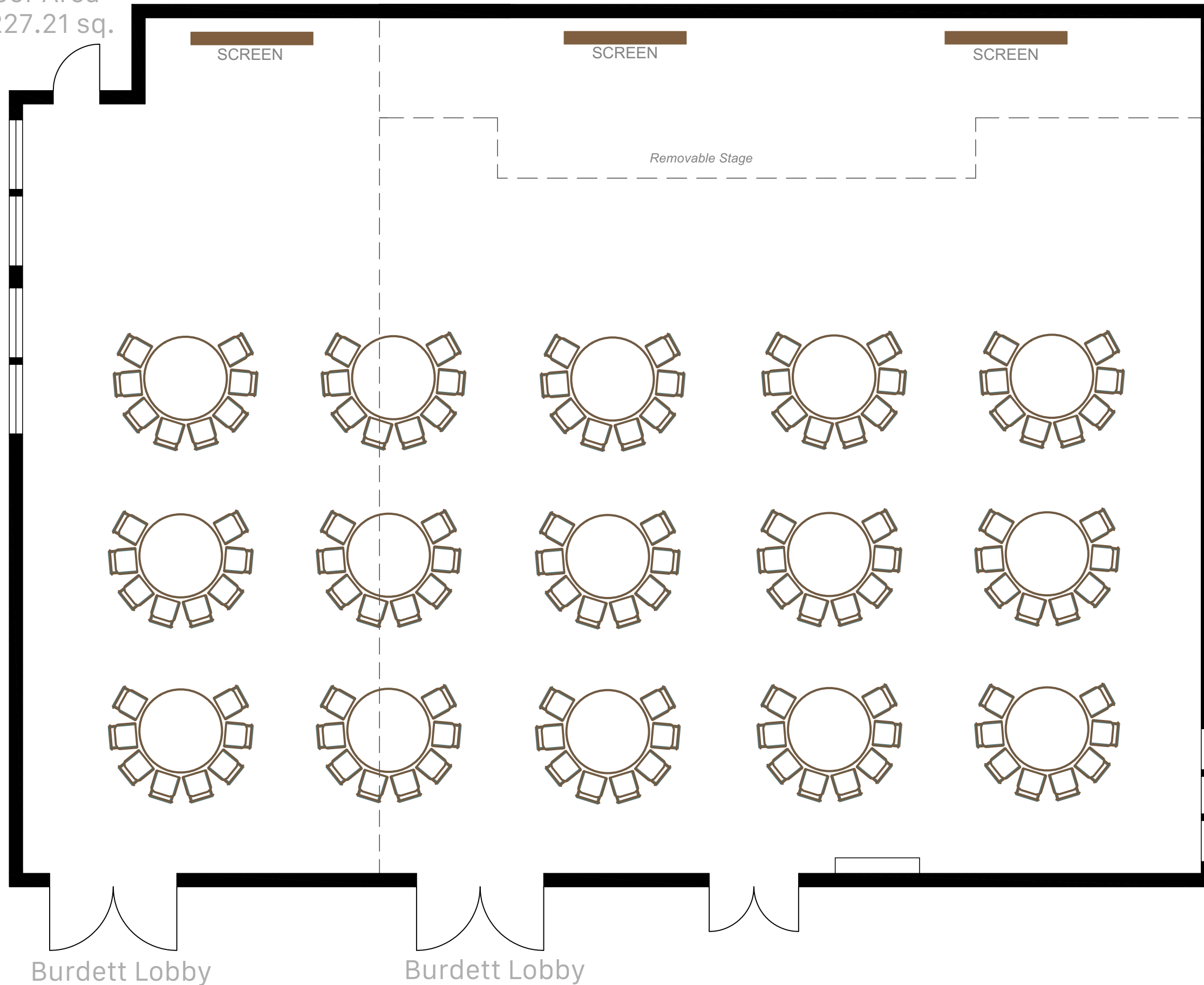
Approximate Floor Area

2445.66 sq. ft. (227.21 sq. m)



CAVENDISH SQUARE

Cabaret
Capacity - 120



Whilst every attempt has been made to ensure the accuracy of the floor plan contained here, measurements of doors, windows, rooms and any other items are approximate and no responsibility is taken for any error, omission, or mis-statement. This plan is for illustrative purposes only and should be used as such by any prospective purchaser or tenant. The services, systems and appliances shown have not been tested and no guarantee as to their operability or efficiency can be given.

BURDETT

Dimensions

58'4" x 42'3 (17.80m x 12.90m)

Approximate Floor Area

2445.66 sq. ft. (227.21 sq. m)



CAVENDISH SQUARE

Classroom
Capacity - 132



Whilst every attempt has been made to ensure the accuracy of the floor plan contained here, measurements of doors, windows, rooms and any other items are approximate and no responsibility is taken for any error, omission, or mis-statement. This plan is for illustrative purposes only and should be used as such by any prospective purchaser or tenant. The services, systems and appliances shown have not been tested and no guarantee as to their operability or efficiency can be given.

BURDETT

Dimensions

58'4" x 42'3 (17.80m x 12.90m)

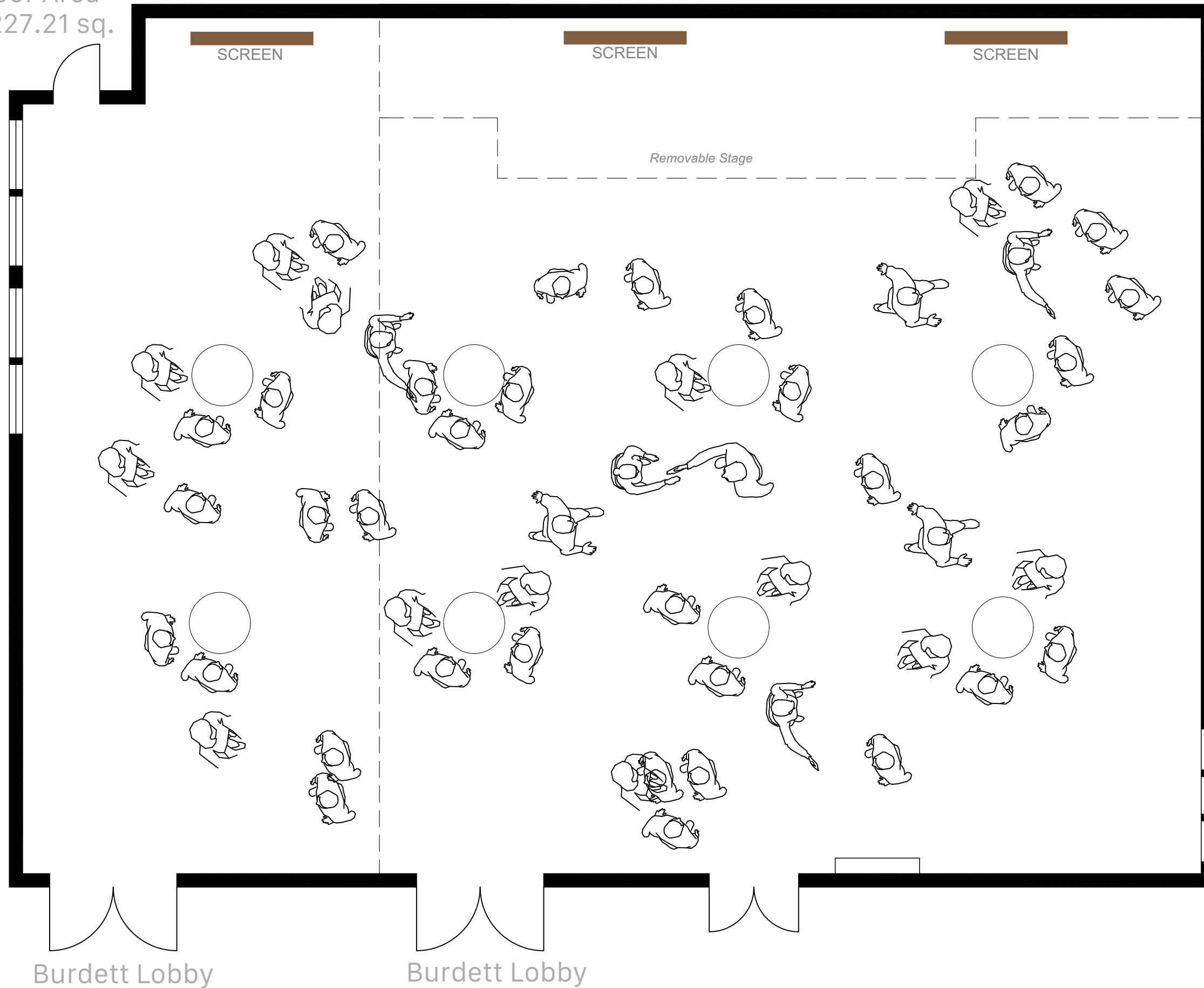
Approximate Floor Area

2445.66 sq. ft. (227.21 sq. m)



CAVENDISH SQUARE

Reception
Capacity - 300



Whilst every attempt has been made to ensure the accuracy of the floor plan contained here, measurements of doors, windows, rooms and any other items are approximate and no responsibility is taken for any error, omission, or mis-statement. This plan is for illustrative purposes only and should be used as such by any prospective purchaser or tenant. The services, systems and appliances shown have not been tested and no guarantee as to their operability or efficiency can be given.

BURDETT

Dimensions

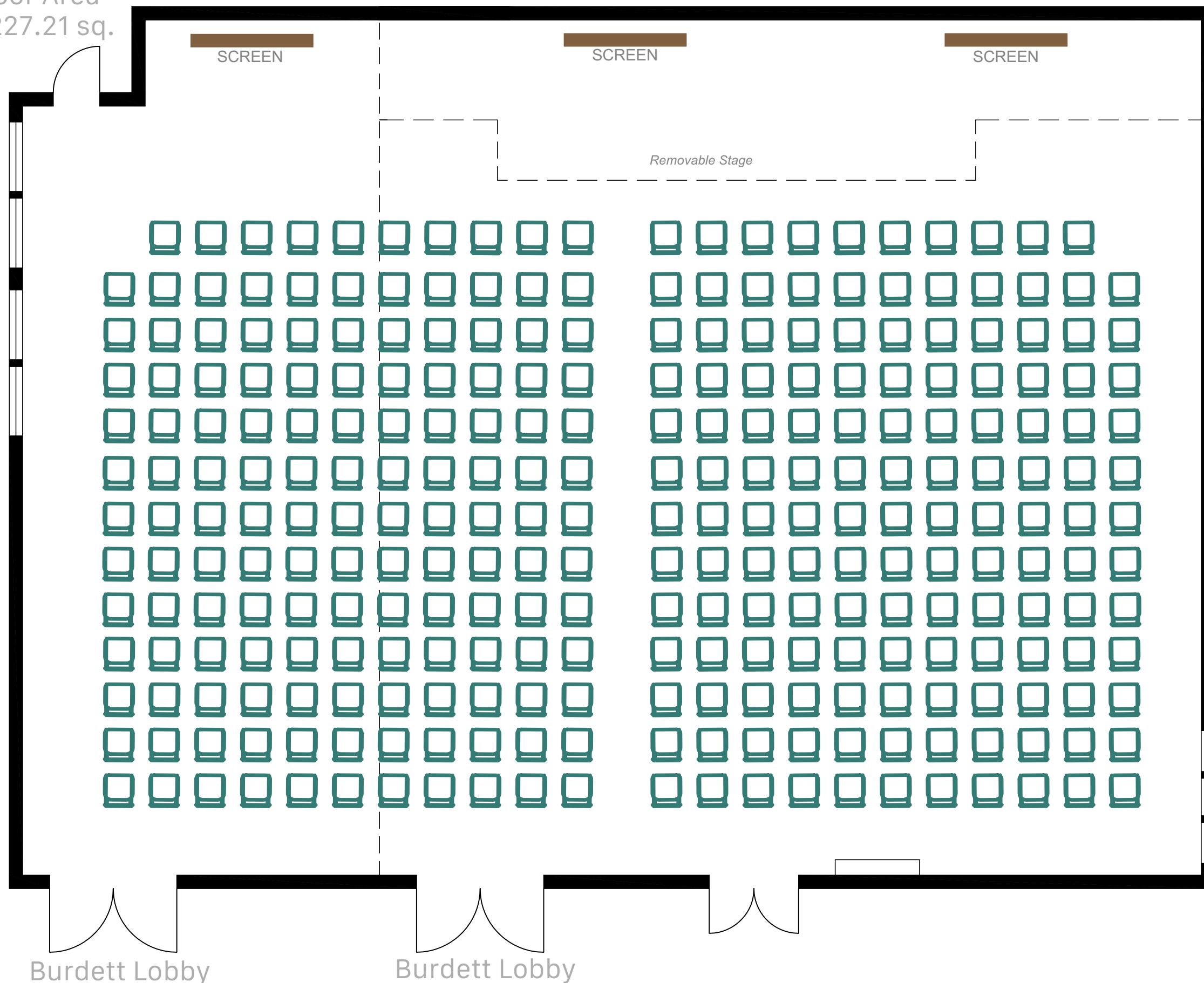
58'4" x 42'3 (17.80m x 12.90m)

Approximate Floor Area

2445.66 sq. ft. (227.21 sq. m)



CAVENDISH SQUARE



Whilst every attempt has been made to ensure the accuracy of the floor plan contained here, measurements of doors, windows, rooms and any other items are approximate and no responsibility is taken for any error, omission, or mis-statement. This plan is for illustrative purposes only and should be used as such by any prospective purchaser or tenant. The services, systems and appliances shown have not been tested and no guarantee as to their operability or efficiency can be given.