

# Edwards Room

Approximate Floor Area  
2035.56 sq. ft. (189.11 sq. m)

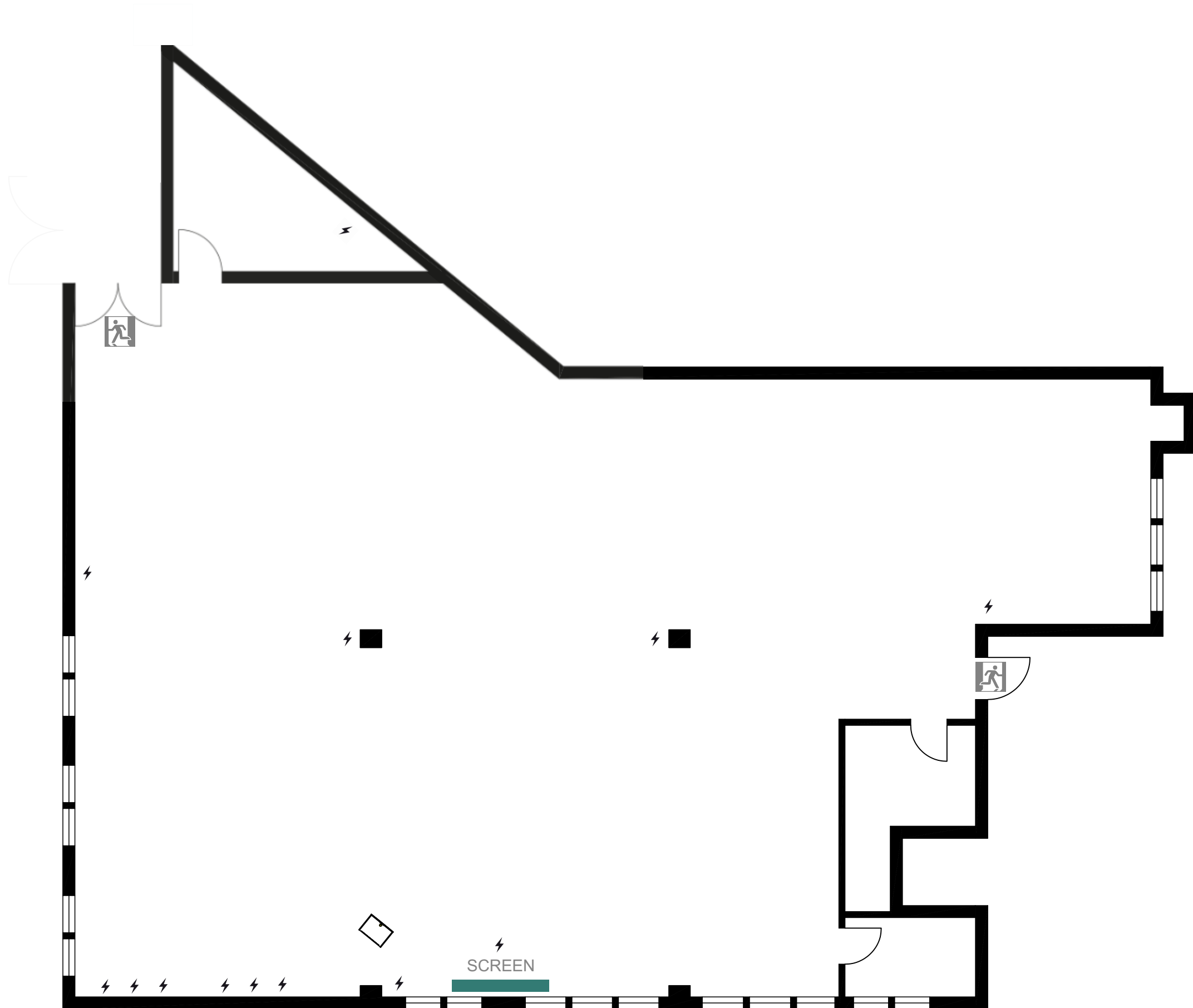
Dimensions  
58'4" x 52'5"  
(17.80m x 16.0m)



## KEY

 Lecturn

 Power



Whilst every attempt has been made to ensure the accuracy of the floor plan contained here, measurements of doors, windows, rooms and any other items are approximate and no responsibility is taken for any error, omission, or mis-statement. This plan is for illustrative purposes only and should be used as such by any prospective purchaser or tenant, The services, systems and appliances shown have not been tested and no guarantee as to their operability or efficiency can be given.

# Edwards Room

Approximate Floor Area  
2035.56 sq. ft. (189.11 sq. m)

Dimensions  
58'4" x 52'5"  
(17.80m x 16.0m)



Reception  
Capacity - 120



Whilst every attempt has been made to ensure the accuracy of the floor plan contained here, measurements of doors, windows, rooms and any other items are approximate and no responsibility is taken for any error, omission, or mis-statement. This plan is for illustrative purposes only and should be used as such by any prospective purchaser or tenant. The services, systems and appliances shown have not been tested and no guarantee as to their operability or efficiency can be given.

**Edwards Room**

Approximate Floor Area

2035.56 sq. ft. (189.11 sq. m)

Dimensions

58'4" x 52'5"

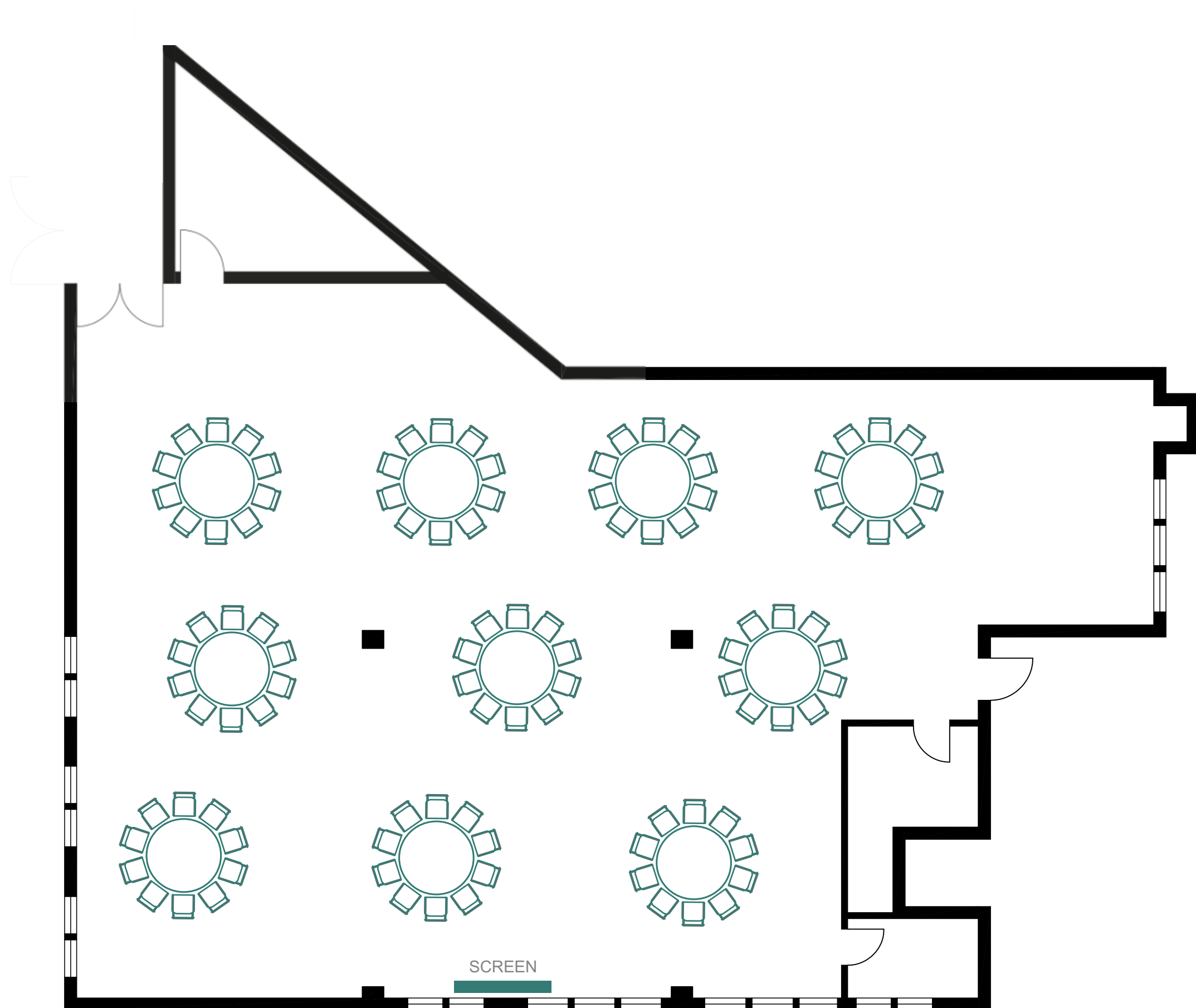
(17.80m x 16.0m)



CAVENDISH SQUARE

**Dinner**

Capacity - 100



Whilst every attempt has been made to ensure the accuracy of the floor plan contained here, measurements of doors, windows, rooms and any other items are approximate and no responsibility is taken for any error, omission, or mis-statement. This plan is for illustrative purposes only and should be used as such by any prospective purchaser or tenant, The services, systems and appliances shown have not been tested and no guarantee as to their operability or efficiency can be given.

# Edwards Room

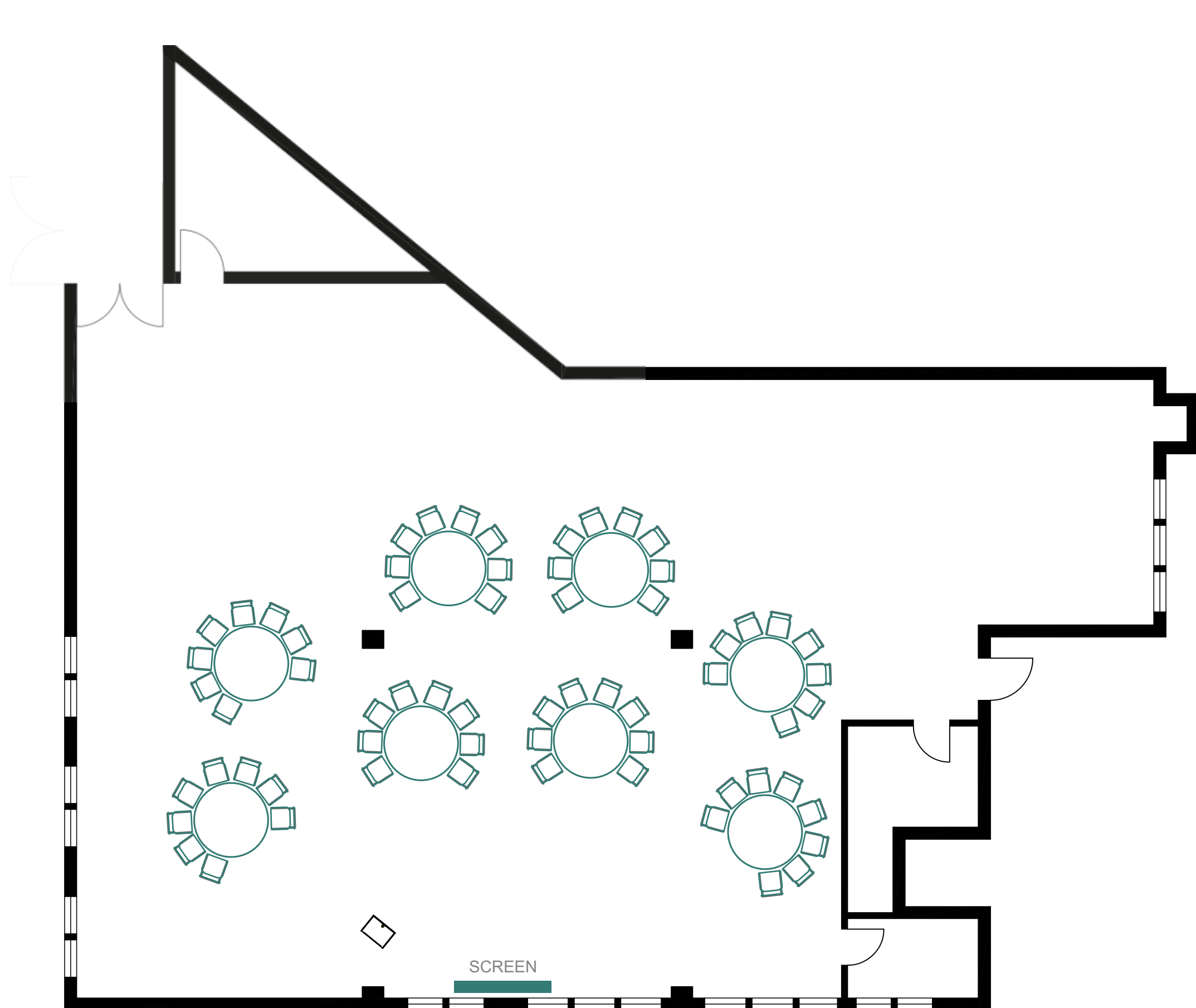
Approximate Floor Area  
2035.56 sq. ft. (189.11 sq. m)

Dimensions  
58'4" x 52'5"  
(17.80m x 16.0m)



CAVENDISH SQUARE

Cabaret  
Capacity - 64



Whilst every attempt has been made to ensure the accuracy of the floor plan contained here, measurements of doors, windows, rooms and any other items are approximate and no responsibility is taken for any error, omission, or mis-statement. This plan is for illustrative purposes only and should be used as such by any prospective purchaser or tenant, The services, systems and appliances shown have not been tested and no guarantee as to their operability or efficiency can be given.

**Edwards Room**

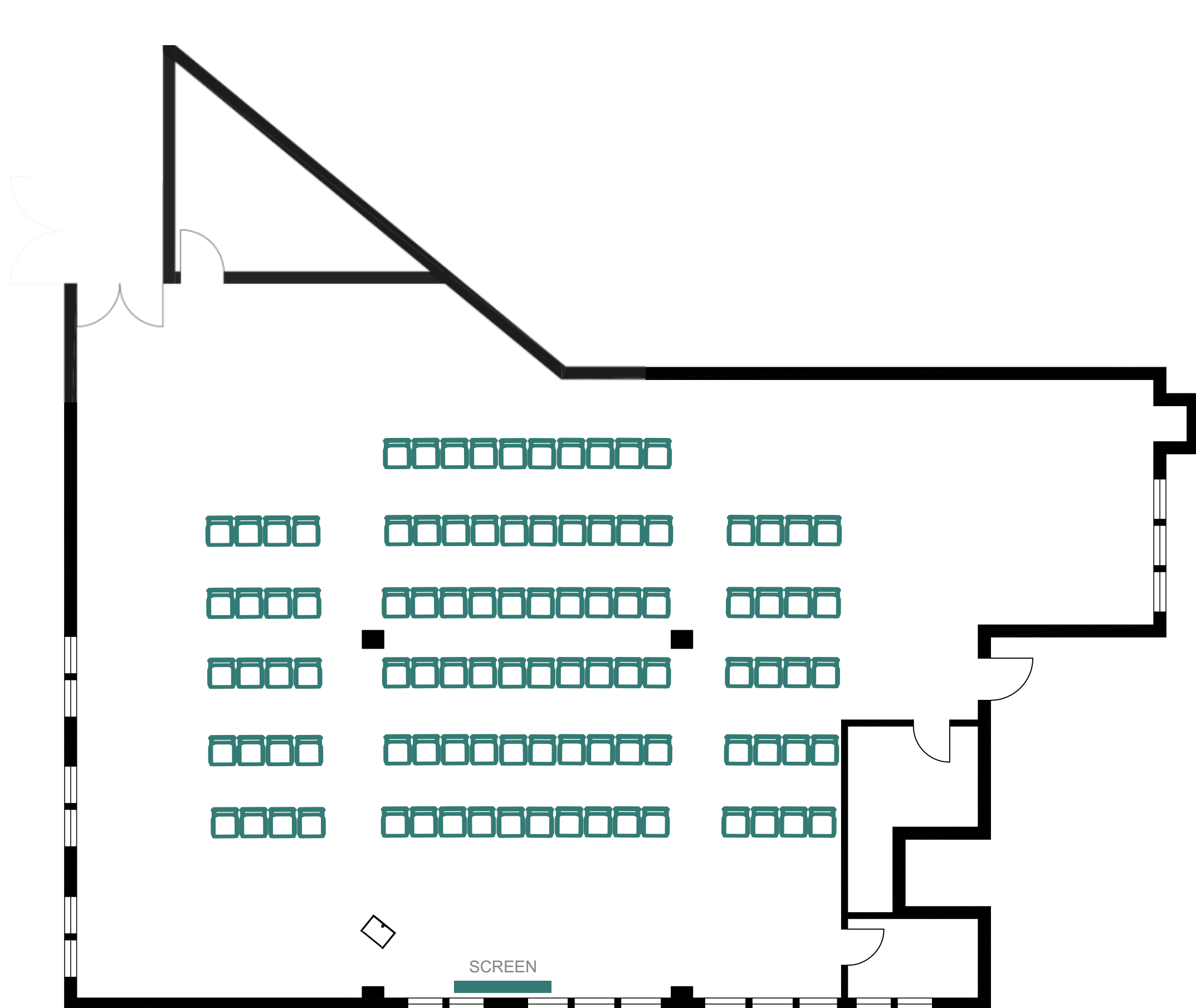
Approximate Floor Area  
2035.56 sq. ft. (189.11 sq. m)

Dimensions  
58'4" x 52'5"  
(17.80m x 16.0m)



CAVENDISH SQUARE

**Theatre**  
Capacity - 100



Whilst every attempt has been made to ensure the accuracy of the floor plan contained here, measurements of doors, windows, rooms and any other items are approximate and no responsibility is taken for any error, omission, or mis-statement. This plan is for illustrative purposes only and should be used as such by any prospective purchaser or tenant, The services, systems and appliances shown have not been tested and no guarantee as to their operability or efficiency can be given.